


	Introductory sub-table (I)(a)		
Name of the Company:	AADHAAR VENTURES INDIA LIMITED		
Script Code, Name of the scrip, class of security:	531611		
Quarter ended:	31/03/2014		
Partly paid-up shares:-		No. of partly paid-up shares	As a % of total no. of partly paid-up shares
Held by promoter/promoter group		NIL	NIL
Held by public		NIL	NIL
	Total - D	NIL	NIL
Outstanding convertible securities:-		No. of outstanding securities	As a % of total no. of outstanding convertible securities
Held by promoter/promoter group		NIL	NIL
Held by public		NIL	NIL
		s NIL	NIL
Warrants:-		No. of warrants	As a % of total no. of warrants
Held by promoter/promoter group		NIL	NIL
Held by public		NIL	NIL
		Total - F	NIL
Total paid-up capital of the company, assuming full conversion of warrants and convertible securities		1570969000	




Statement Showing Shareholding Pattern

Script Code:- 531611

Company Name: AADHAAR VENTURES INDIA LIMITED

Category code	Category of Shareholder	Number of Shareholders	Total number of shares	Table (I)(a)		Total shareholding as a percentage of total number of shares		Number of shares encumbered	As a percentage (IX) = (VIII)/(IV)*100
				Number of shares held in dematerialized form	Number of shares held in physical form	As a percentage of (A+B)1	As a percentage of (A+B+C)		
(I)	(II)	(III)	(IV)	(V)	(VI)	(VII)	(VIII)	(IX)	
(A)	Shareholding of Promoter and Promoter Group2								
	1 Indian								
(a)	Individuals/ HUF	0	0	0	0.00	0.00	0	0.00	
(b)	Central Govt./ State Govt.(s)	0	0	0	0.00	0.00	0	0.00	
(c)	Bodies Corporate	1	6400000	6400000	0.41	0.41	0	0.00	
(d)	Financial Institutions/ Banks	0	0	0	0.00	0.00	0	0.00	
(e)	Any Others(Specify)								
(e-i)	Directors	2	4433000	4433000	0.28	0.28	0	0.00	
(e-ii)									
	Sub Total(A)(1)	3	10833000	10833000	0.69	0.69	0	0.00	
	2 Foreign								
a	Individuals (NRI/Foreign Individuals)	0	0	0	0.00	0.00	0	0.00	
b	Bodies Corporate	0	0	0	0.00	0.00	0	0.00	
c	Institutions	0	0	0	0.00	0.00	0	0.00	
d	Qualified Foreign Investor	0	0	0	0.00	0.00	0	0.00	
e	Any Others(Specify)	0	0	0	0.00	0.00	0	0.00	
	Sub Total(A)(2)	0	0	0	0.00	0.00	0	0.00	
	Total Shareholding of Promoter and Promoter Group (A) = (A)(1)+(A)(2)	3	10833000	10833000	0.69	0.69	0	0.00	




(B)	Public shareholding																			
1	Institutions																			
(a)	Mutual Funds/ UTI	0	0	0	0	0.00	0.00	0	0.00											0.00
(b)	Financial Institutions / Banks	0	0	0	0	0.00	0.00	0	0.00											0.00
(c)	Central Government/ State Government	0	0	0	0	0.00	0.00	0	0.00											0.00
(d)	Venture Capital Funds	0	0	0	0	0.00	0.00	0	0.00											0.00
(e)	Insurance Companies	0	0	0	0	0.00	0.00	0	0.00											0.00
(f)	Foreign Institutional Investors	1	3913	3913	3913	0.00	0.00	0	0.00											0.00
(g)	Foreign Venture Capital Investors	0	0	0	0	0.00	0.00	0	0.00											0.00
(h)	Qualified Foreign Investor	0	0	0	0	0.00	0.00	0	0.00											0.00
(i)	Any Other (specify)	0	0	0	0	0.00	0.00	0	0.00											0.00
	Sub-Total (B)(1)	1	3913	3913	3913	0.00	0.00	0	0.00											0.00
B 2	Non-institutions																			
(a)	Bodies Corporate	334	1414147138	848537138	848537138	90.02	90.02	0	90.02											0.00
(b)	Individuals																			
I	Ind-Hold nominal shr capital upto Rs.1L	6636	63431024	62873304	62873304	4.04	4.04	0	4.04											0.00
II	Ind-Hold nominal shr capital in excess of	215	79315231	79315231	79315231	5.05	5.05	0	5.05											0.00
(c)	Qualified Foreign Investor	0	0	0	0	0.00	0.00	0	0.00											0.00
(d)	Any Other (specify)																			
(d-i)	Others	0	0	0	0	0.00	0.00	0	0.00											0.00
(d-ii)	Clearing member	17	183836	183836	183836	0.01	0.01	0	0.01											0.00
(d-iii)	NRIs	33	3054858	3054858	3054858	0.19	0.19	0	0.19											0.00
(d-iv)	NRI Corp Bodies	0	0	0	0	0.00	0.00	0	0.00											0.00
(d-v)	Foreign Corp Bodies (Including FDI)	0	0	0	0	0.00	0.00	0	0.00											0.00
(d-vi)	Customers	0	0	0	0	0.00	0.00	0	0.00											0.00
(d-vii)	Suppliers	0	0	0	0	0.00	0.00	0	0.00											0.00
(d-viii)	Foreign Nationals	0	0	0	0	0.00	0.00	0	0.00											0.00
(d-ix)	Trusts	0	0	0	0	0.00	0.00	0	0.00											0.00
(d-x)	Foreign (Promoters)	0	0	0	0	0.00	0.00	0	0.00											0.00
(d-xi)	Directors	0	0	0	0	0.00	0.00	0	0.00											0.00
(d-xii)	Directors Relatives	0	0	0	0	0.00	0.00	0	0.00											0.00
(d-xiii)	Foreign Individuals (Including FDI)	0	0	0	0	0.00	0.00	0	0.00											0.00
	Sub-Total (B)(2)	7235	1560132087	993964367	993964367	99.31	99.31	0	99.31											0.00
(B)	Total Public Shareholding (B) = (B)(1)+(B)(2)	7236	1560136000	993968280	993968280	99.31	99.31	0	99.31											0.00
	TOTAL (A)+(B)	7239	1570969000	1004801280	1004801280	100.00	100.00	0	100.00											0.00
(C)	Shares held by Custodians and against which Depository Receipts have been issued																			
1	Promoter and Promoter Group	0	0	0	0	0.00	0.00	0	0.00											0.00
2	Public -	0	0	0	0	0.00	0.00	0	0.00											0.00
	Sub-Total (C)	0	0	0	0	0.00	0.00	0	0.00											0.00
	GRAND TOTAL (A)+(B)+(C)	7239	1570969000	1004801280	1004801280	100.00	100.00	0	100.00											0.00

Place SURAT
Date 07/04/2014



For AADHAAR VENTURES INDIA LIMITED

[Signature]
Director

Sr.No.	Notes
1	
2	
3	
4	
5	
6	
7	
8	
9	

[Handwritten signature]



(1)(t) Statement showing holding of securities (including shares, warrants, convertible securities) of persons belonging to the category "Promoter and Promoter Group"

Sr. No.	Name of the shareholder	Details of Shares held			Encumbered shares (*)			Details of warrants		Details of convertible securities		Total shares (including underlying shares assuming full conversion of warrants and convertible securities) as a % of diluted share capital
		Number of shares held	As a % of grand total (A) + (B) + (C)	No.	As a percentage	As a % of grand total (A) + (B) + (C) of sub-clause (I)(a)	Number of warrants held	As a % Total Number of warrants of the same Class	Number of convertible securities held	As a % Total Number of convertible securities of the same Class		
(I)	(II)	(III)	(IV)	(V)	(VI)	(VII)	(VIII)	(IX)	(X)	(XI)	(XII)	
1	EMOI GARMENTS PVT LTD	6400000	0.41	0	0.00	0.00	0	0.00	0	0.00	0.00	
2	OMPRAKASH A KHANDELWAL	1621000	0.10	0	0.00	0.00	0	0.00	0	0.00	0.00	
3	RAJSHREE O KHANDELWAL	2812000	0.18	0	0.00	0.00	0	0.00	0	0.00	0.00	
	TOTAL	10833000	0.69	0	0.00	0.00	0	0.00	0	0.00	0.00	

(*) The term "encumbrance" has the same meaning as assigned to it in regulation 28(3) of the SAST Regulations, 2011

Place SURAT
Date 07/04/2014



For AADHAAR VENTURES INDIA LIMITED

[Signature]
Director

(I)(c)(i) Statement showing holding of securities (including shares, warrants, convertible securities) of persons belonging to the category "Public" and holding more than 1% of the total number of shares									
Sr. No.	Name of the shareholder	Number of shares held	Shares as a percentage of total number of shares {i.e., Grand Total (A)+(B)+(C) indicated in Statement at para (I)(a) above}	Details of warrants			Details of convertible securities		Total shares (including underlying shares assuming full conversion of warrants and convertible securities) as a % of diluted share capital
				Number of warrants held	As a % Total Number of warrants of the same Class	Number of convertible securities held	As a % Total Number of convertible securities of the same Class		
1	ADAMINA TRADERS PRIVATE LIMITED	60230000	3.83	0	0.00	0.00	0	0.00	0.00
2	ANVITA REAL ESTATE PVT LTD	30870000	1.97	0	0.00	0.00	0	0.00	0.00
3	DHANUS TECHNOLOGIES LTD	158200000	10.07	0	0.00	0.00	0	0.00	0.00
4	DIZZYSTONE TRADING PVT. LTD.	66250000	4.22	0	0.00	0.00	0	0.00	0.00
5	EMPOWER INDIA LTD	62250000	3.96	0	0.00	0.00	0	0.00	0.00
6	GILL ENTERTAINMENT PRIVATE LIMITED	41400000	2.64	0	0.00	0.00	0	0.00	0.00
7	GOLDING MERCANTILE PRIVATE LIMITED	33600000	2.14	0	0.00	0.00	0	0.00	0.00
8	HARRODS TRADING PVT LTD	28120000	1.79	0	0.00	0.00	0	0.00	0.00
9	INTERTECK DEVELOPERS PVT LTD	70000000	4.46	0	0.00	0.00	0	0.00	0.00
10	IRIS MEDIA WORKS LIMITED	22170000	1.41	0	0.00	0.00	0	0.00	0.00
11	KINITA REAL ESTATE PRIVATE LIMITED	35150000	2.24	0	0.00	0.00	0	0.00	0.00
12	KRYSTALKLEAR PROPERTIES PVT. LTD	86770000	5.52	0	0.00	0.00	0	0.00	0.00
13	LIFEOUR MULTITRADING PVT LTD	59950000	3.82	0	0.00	0.00	0	0.00	0.00
14	MARISHA REAL ESTATE PRIVATE LIMITED	46110000	2.94	0	0.00	0.00	0	0.00	0.00
15	NIRVANA MALL MANAGEMENT COMPANY PRIVATE LIMITED	40750000	2.59	0	0.00	0.00	0	0.00	0.00
16	OFFERLINK INFRAPROJECTS PVT LTD	35420000	2.25	0	0.00	0.00	0	0.00	0.00
17	PAVITRA MALL MANAGEMENT COMPANY PRIVATE LIMITED	31510000	2.01	0	0.00	0.00	0	0.00	0.00
18	PRABHAV INDUSTRIES LIMITED	77820000	4.95	0	0.00	0.00	0	0.00	0.00
19	SANMAY TRADING PRIVATE LIMITED	47630000	3.03	0	0.00	0.00	0	0.00	0.00
20	SHRIRAM CREDIT COMPANY LIMITED	24930000	1.59	0	0.00	0.00	0	0.00	0.00
21	SONAL STYLES PRIVATE LIMITED	36710000	2.34	0	0.00	0.00	0	0.00	0.00
22	SOUTHMINT REAL ESTATE PRIVATE LIMITED	50150000	3.19	0	0.00	0.00	0	0.00	0.00
23	VIAGGIO ENTERTAINMENTS PVT. LTD.	16610000	1.06	0	0.00	0.00	0	0.00	0.00
24	WELLMAN TRADELINKS PRIVATE LIMITED	51950000	3.31	0	0.00	0.00	0	0.00	0.00
25	WESTLITE INFRAPROJECTS PVT LTD	51750000	3.29	0	0.00	0.00	0	0.00	0.00
26	WHITETEXT INFRASTRUCTURE PVT. LTD.	29920000	1.90	0	0.00	0.00	0	0.00	0.00
	TOTAL	1296220000	82.50	0	0.00	0.00	0	0.00	0.00

Place SURAT
Date 07/04/2014




For AADHAAR VENTURES INDIA LIMITED

Director

(I)(c)(i) Statement showing holding of securities (including shares, warrants, convertible securities) of persons (together with PAC) belonging to the category "Public" and holding more than 5% of the total number of shares of the company									
Sr. No.	Name(s) of the shareholder(s) and the Persons Acting in Concert (PAC) with them	Number of shares	Shares as a percentage of total number of shares {i.e., Grand Total (A)+(B)+(C) indicated in Statement at para (I)(a) above}	Details of		Details of convertible		Total shares (including underlying shares assuming full Conversion of warrants and convertible securities) as a % of diluted share capital	
				Number of warrants	As a % Total Number of warrants of the same Class	Number of convertible securities held	% w.r.t Total Number of convertible securities of the same Class		
1	DHANUS TECHNOLOGIES LTD	158200000	10.07	0	0.00	0	0.00	0.00	
2	KRYSTALKLEAR PROPERTIES PVT. LTD	86770000	5.52	0	0.00	0	0.00	0.00	
	TOTAL	244970000	15.59	0	0.00	0	0.00	0.00	

Place SURAT
Date 07/04/2014




For AADHAAR VENTURES INDIA LIMITED

Director

(I)(d)	Statement showing details of locked-in shares			
Sr. No.	Name of the shareholder	Number of locked-in shares	Locked-in shares as a percentage of total number of shares {i.e., Grand Total (A) + (B) + (C) indicated in Statement at para (I)(a) above}	Promoter / Promoter Group / Public
1		0	0.00	
	TOTAL	0	0.00	

Place SURAT
Date 07/04/2014



For AADHAAR VENTURES INDIA LIMITED

Director

(II)(a)	Statement showing details of Depository Receipts (DRs)			
Sr. No.	Type of outstanding DR (ADRs, GDRs, SDRs, etc.)	Number of outstanding DRs	Number of shares underlying outstanding DRs	Shares underlying outstanding DRs as a percentage of total number of shares {i.e., Grand Total (A)+(B)+(C) indicated in Statement at para (I)(a) above}
1		0	0	0
	TOTAL	0	0	0

Place:- SURAT
Date:- 07/04/2014



For AADHAAR VENTURES INDIA LIMITED

Director

(II)(b)	Statement showing holding of Depository Receipts (DRs), where underlying shares held by 'promoter/promoter group' are in excess of 1% of the total number of shares			
Sr. No.	Name of the DR Holder	Type of outstanding DR (ADRs, GDRs, SDRs, etc.)	Number of shares underlying outstanding DRs	Shares underlying outstanding DRs as a percentage of total number of shares {i.e., Grand Total (A)+(B)+(C) indicated in Statement at para (I)(a) above}
1		0	0	0
	TOTAL	0	0	0

Place:- SURAT
Date:- 07/04/2014



For AADHAAR VENTURES INDIA LIMITED


Director