


Introductory sub-table (I)(a)

Name of the Company:		AADHAAR VENTURES INDIA LIMITED			
Scrip Code, Name of the scrip, class of security:		531611 EQUITY			
Quarter ended:		30th September, 2013			
Partly paid-up shares:-		No. of partly paid-up shares	As a % of total no. of partly paid-up shares	As a % of total no. of shares of the company	
Held by promoter/promoter group	0	0	0	0	
Held by public	0	0	0	0	
<b>Total - D</b>	<b>0</b>	<b>0</b>	<b>0</b>	<b>0</b>	
Outstanding convertible securities:-		No. of outstanding securities	As a % of total no. of outstanding convertible securities	As a % of total no. of shares of the company, assuming full conversion of the convertible securities	
Held by promoter/promoter group	0	0	0	0	
Held by public	0	0	0	0	
<b>Total - E</b>	<b>0</b>	<b>0</b>	<b>0</b>	<b>0</b>	
Warrants:-		No. of warrants	As a % of total no. of warrants	As a % of total no. of shares of the company, assuming full conversion of warrants	
Held by promoter/promoter group	0	0	0	0	
Held by public	0	0	0	0	
<b>Total - F</b>	<b>0</b>	<b>0</b>	<b>0</b>	<b>0</b>	
Total paid-up capital of the company, assuming full conversion of warrants and convertible securities (Grand Total (A+B+C)+D+E+F)		1570969000	0	100	



**Statement Showing Shareholding Pattern of AADHAAR VENTURES INDIA LIMITED**

SCRIPT CODE: 531611

30th September, 2013

Category code	Category of Shareholder	Number of Share holders	Table (I)(a)		Total shareholding as a percentage of total number of shares		Shares Pledged or otherwise encumbered	
			Total number of shares	Number of shares held in dematerialized form	As a percentage of (A+B) <sup>1</sup>	As a percentage of (A+B+C) <sup>2</sup>		
(I)	(II)	(III)	(IV)	(V)	(VI)	(VII)	(VIII)	(IX) = (VIII)/(IV)*100
(A)	Shareholding of Promoter and Promoter Group <sup>2</sup>							
1	Indian							
(a)	Individuals/ Hindu Undivided Family	0	0	0	0.00	0.00	0	0.00
(b)	Central Government/ State Government(s)	0	0	0	0.00	0.00	0	0.00
(c)	Bodies Corporate	1	6400000	6400000	0.41	0.41	0	0.00
(d)	Financial Institutions/ Banks	0	0	0	0.00	0.00	0	0.00
(e)	Any Others(Specify)							
(e-i)	Directors	2	4433000	4433000	0.28	0.28	0	0.00
(e-ii)		0	0	0	0.00	0.00	0	0.00
	<b>Sub Total(A)(1)</b>	<b>1</b>	<b>10833000</b>	<b>10833000</b>	<b>0.69</b>	<b>0.69</b>	<b>0</b>	<b>0.00</b>
2	Foreign							
a	Individuals (Non-Residents Individuals/ Foreign Individuals)	0	0	0	0.00	0.00	0	0.00
b	Bodies Corporate	0	0	0	0.00	0.00	0	0.00
c	Institutions	0	0	0	0.00	0.00	0	0.00
d	Any Others(Specify)	0	0	0	0.00	0.00	0	0.00
d-i		0	0	0	0.00	0.00	0	0.00
d-ii		0	0	0	0.00	0.00	0	0.00
	<b>Sub Total(A)(2)</b>	<b>0</b>	<b>0</b>	<b>0</b>	<b>0.00</b>	<b>0.00</b>	<b>0</b>	<b>0.00</b>
	<b>Total Shareholding of Promoter and Promoter Group (A) = (A)(1)+(A)(2)</b>	<b>3</b>	<b>10833000</b>	<b>10833000</b>	<b>0.69</b>	<b>0.69</b>	<b>0</b>	<b>0</b>



(B) Public shareholding													
I Institutions													
(a)	Mutual Funds/UTI	0	0	0	0	0.00	0.00	0	0	0.00	0.00	0	0.00
(b)	Financial Institutions / Banks	0	0	0	0	0.00	0.00	0	0	0.00	0.00	0	0.00
(c)	Central Government/ State Government(s)	0	0	0	0	0.00	0.00	0	0	0.00	0.00	0	0.00
(d)	Venture Capital Funds	0	0	0	0	0.00	0.00	0	0	0.00	0.00	0	0.00
(e)	Insurance Companies	0	0	0	0	0.00	0.00	0	0	0.00	0.00	0	0.00
(f)	Foreign Institutional Investors	1	3913	3913	3913	0.00	0.00	0	0	0.00	0.00	0	0.00
(g)	Foreign Venture Capital Investors	0	0	0	0	0.00	0.00	0	0	0.00	0.00	0	0.00
(h)	Any Other (specify)	0	0	0	0	0.00	0.00	0	0	0.00	0.00	0	0.00
(h-1)	STRATEGIC INVESTOR	0	0	0	0	0.00	0.00	0	0	0.00	0.00	0	0.00
	<b>Sub-Total (B)(1)</b>	<b>1</b>	<b>3913</b>	<b>3913</b>	<b>3913</b>	<b>0.00</b>	<b>0.00</b>	<b>0</b>	<b>0</b>	<b>0.00</b>	<b>0.00</b>	<b>0</b>	<b>0.00</b>
<b>B 2 Non-institutions</b>													
(a)	Bodies Corporate	360	1416989721	55131721		90.20	90.20	0	0	0.00	0.00	0	0.00
(b)	Individuals												
	Individuals - i: Individual shareholders holding nominal share capital up to Rs 1 lakh	6754	64066710	63508990		4.08	4.08	0	0	0.00	0.00	0	0.00
	ii: Individual shareholders holding nominal share capital in excess of Rs 1 lakh.	200	75195065	75195065		4.79	4.79	0	0	0.00	0.00	0	0.00
(c)	Qualified Foreign Investor	0	0	0		0.00	0.00	0	0	0.00	0.00	0	0.00
(d)	Any Other (specify)												
	(a) N.R.I. (Repat & Non-Repat.)	36	3708266	3708266		0.24	0.24	0	0	0.00	0.00	0	0.00
	(b) Foreign Corporate Bodies	0	0	0		0.00	0.00	0	0	0.00	0.00	0	0.00
	(c) Trust	0	0	0		0.00	0.00	0	0	0.00	0.00	0	0.00
	(d) Hindu Undivided Family	0	0	0		0.00	0.00	0	0	0.00	0.00	0	0.00
	(f) Employee	0	0	0		0.00	0.00	0	0	0.00	0.00	0	0.00
	(h) Clearing Members	10	172325	172325		0.01	0.01	0	0	0.00	0.00	0	0.00
	<b>Sub-Total (B)(2)</b>	<b>7360</b>	<b>1560132087</b>	<b>197716367</b>		<b>99.31</b>	<b>99.31</b>	<b>0</b>	<b>0</b>	<b>0.00</b>	<b>0.00</b>	<b>0</b>	<b>0.00</b>
(B)	<b>Total Public Shareholding (B)=(B)(1)+(B)(2)</b>	<b>7361</b>	<b>1560136000</b>	<b>197720280</b>		<b>99.31</b>	<b>99.31</b>	<b>0</b>	<b>0</b>	<b>0.00</b>	<b>0.00</b>	<b>0</b>	<b>0.00</b>
	<b>TOTAL (A)+(B)</b>	<b>7364</b>	<b>1570969000</b>	<b>208553280</b>		<b>100.00</b>	<b>100.00</b>	<b>0</b>	<b>0</b>	<b>0.00</b>	<b>0.00</b>	<b>0</b>	<b>0.00</b>
(C) Shares held by Custodians and against which Depository Receipts have been issued													
1	Promoter and Promoter Group	0	0	0		0.00	0.00	0	0	0.00	0.00	0	0.00
2	Public	0	0	0		0.00	0.00	0	0	0.00	0.00	0	0.00
	<b>Sub-Total (C)</b>	<b>0</b>	<b>0</b>	<b>0</b>		<b>0.00</b>	<b>0.00</b>	<b>0</b>	<b>0</b>	<b>0.00</b>	<b>0.00</b>	<b>0</b>	<b>0.00</b>
	<b>GRAND TOTAL (A)+(B)+(C)</b>	<b>7364</b>	<b>1570969000</b>	<b>208553280</b>		<b>100.00</b>	<b>100.00</b>	<b>0</b>	<b>0</b>	<b>0.00</b>	<b>0.00</b>	<b>0</b>	<b>0.00</b>

Place SURAT  
Date 14/10/2013


For AADHAAR VENTURES INDIA LIMITED

Director



Sr.No	Notes
1	
2	
3	
4	
5	
6	
7	
8	
9	

FOR AADHAR VENTURES INDIA LIMITED

  
Director/Authorised Signatory

**AADHAAR VENTURES INDIA LIMITED**

(1)(b) Statement showing holding of securities (including shares, warrants, convertible securities) of persons belonging to the category "Promoter and Promoter Group"

Sr. No.	Name of the shareholder	Details of Shares held			Encumbered shares (*)	Details of warrants			Details of convertible securities		Total shares (including underlying shares assuming full conversion of warrants and convertible securities) as a % of diluted share capital
		Number of shares held	As a % of grand total (A)+(B)+(C)	No.		No. of warrants held	As a % total number of warrants of the same class	Number of convertible securities held	As a % total number of convertible securities of the same class		
(i)	(ii)	(iii)	(iv)	(v)	(vi)=(v)/(iii)*	(vii)	(viii)	(ix)	(x)	(xi)	(xii)
1	Emoi Garments Pvt Ltd	6400000	0.41	0	0.00	0.00	0.00	0.00	0.00	0.00	0.00
2	Omrprakash A Khandelwal	1621000	0.10	0	0.00	0.00	0.00	0.00	0.00	0.00	0.00
3	Rajshree O Khandelwal	2812000	0.18	0	0.00	0.00	0.00	0.00	0.00	0.00	0.00
	<b>Total</b>	<b>10833000</b>	<b>0.69</b>	<b>0</b>	<b>0.00</b>	<b>0.00</b>	<b>0.00</b>	<b>0.00</b>	<b>0.00</b>	<b>0.00</b>	<b>0.00</b>

(\*) The term "encumbrance" has the same meaning as assigned to it in regulation 28(3) of the SAST Regulations, 2011

Place **SURAT**  
Date **14/10/2013**

For AADHAAR VENTURES INDIA LIMITED

  
 Director  


**AADHAAR VENTURES INDIA LIMITED**


(D) c(i) Statement showing holding of securities (including shares, warrants, convertible securities) of persons belonging to the category "Public" and holding more than 1% of the total number of shares

Sr. No.	Name of the shareholder	Number of shares	Shares as a percentage of total number of shares (i.e., Grand Total (A)+(B)+(C) indicated in Statement at para (D)(a) above)	Details of warrants		Details of convertible securities		Total shares (including underlying shares assuming full conversion of warrants and convertible securities) as a % of diluted share capital
				No. of warrants held	As a % total number of warrants of the same class	Number of convertible securities held	As a % total number of convertible securities of the same class	
1	ALLIED COMPUTERS INTERNATIONAL ASIA LTD	35150000	2.24	0	0	0	0	0
2	DHANUS TECHNOLOGIES LTD	158200000	10.07	0	0	0	0	0
3	DIZZYSTONE TRADING PVT. LTD.	66250000	4.22	0	0	0	0	0
4	EMPOWER INDIA LTD	62250000	3.96	0	0	0	0	0
5	GILL ENTERTAINMENT PVT LTD	41400000	2.64	0	0	0	0	0
6	GOLDING MERCANTILE PVT. LTD.	33600000	2.14	0	0	0	0	0
7	HARRODS TRADING PVT LTD	28120000	1.79	0	0	0	0	0
8	INTERTCK DEVELOPERS PVT LTD	70000000	4.46	0	0	0	0	0
9	IRIS MEDIA WORKS LTD	22170000	1.41	0	0	0	0	0
10	KRYSTALKLEAR PROPERTIES PVT. LTD	86770000	5.52	0	0	0	0	0
11	LIFEOUR MULTITRADING PVT LTD	60950000	3.88	0	0	0	0	0
12	MARISHA REAL ESTATE PVT LTD	46110000	2.94	0	0	0	0	0
13	NIRVANA MALL MANAGEMENT CO PVT LTD	40750000	2.59	0	0	0	0	0
14	NIXON INFRAPROJECTS PVT LTD.	30870000	1.97	0	0	0	0	0
15	OFFERLINK INFRAPROJECTS PVT LTD	35420000	2.25	0	0	0	0	0
16	ORANGE MIST PRODUCTIONS PRIVATE LIMITED	24930000	1.59	0	0	0	0	0
17	PAVITRA MALL MANAGEMENT CO PVT LTD	31510000	2.01	0	0	0	0	0
18	PRABHAV INDUSTRIES LTD	77820000	4.95	0	0	0	0	0
19	SANMAY TRADING PVT LTD.	47630000	3.03	0	0	0	0	0
20	SONAL STYLES PVT LTD	36710000	2.34	0	0	0	0	0
21	SOUTHMINT REAL ESTATE PVT LTD	50150000	3.19	0	0	0	0	0
22	SPECIALITY PAPERS LTD	60230000	3.83	0	0	0	0	0
23	VIAGGIO ENTERTAINMENTS PVT. LTD.	16610000	1.06	0	0	0	0	0
24	WELLMAN TRADELINK PVT. LTD.	51950000	3.31	0	0	0	0	0
25	WESTLITE INFRAPROJECTS PVT LTD	51750000	3.29	0	0	0	0	0
26	WHITETEXT INFRASTRUCTURE PVT. LTD.	29920000	1.90	0	0	0	0	0
	<b>TOTAL</b>	<b>1297220000</b>	<b>82.56</b>	<b>0.00</b>	<b>0.00</b>	<b>0.00</b>	<b>0.00</b>	<b>0.00</b>

For AADHAAR VENTURES INDIA LIMITED

Place SURAT  
Date 14/10/2013

*[Signature]*  
Director



**AADHAAR VENTURES INDIA LIMITED**

(D)(d) Statement showing details of locked-in shares

Sr. No.	Name of the shareholder	Number of locked-in shares	Locked-in shares as a percentage of total number of shares {i.e., Grand Total (A)+(B)+(C) indicated in Statement at para (I)(a) above}	Promoter / Promoter Group / Public
1	ALLIED COMPUTERS INTERNATIONAL ASIA LTD	35150000	2.24	public
2	BLACK GORSE MEDIA A & ENTERTAINMENT PVT.LTD	13120000	0.84	public
3	BLACK HORSE MEDIA AND ENTERTAINMENT PVT.LTD	1000000	0.06	public
4	DHANUS TECHNOLOGIES LTD	158200000	10.07	public
5	DIZZYSTONE TRADING PVT. LTD.	66250000	4.22	public
6	EMPOWER INDIA LTD	62250000	3.96	public
7	ENERGY COMMOTRADE PVT LTD	11000000	0.70	public
8	GILL ENTERTAINMENT PVT LTD	41400000	2.64	public
9	GOLDING MERCANTILE PVT. LTD.	33600000	2.14	public
10	HARRODS TRADING PVT LTD	28120000	1.79	public
11	INTERTECK DEVELOPERS PRIVATE LIMITED	181970	0.01	public
12	INTERTECK DEVELOPERS PVT LTD	70000000	4.46	public
13	IRIS MEDIA WORKS LTD	22170000	1.41	public
14	KRYSTALKLEAR PROPERTIES PVT. LTD	86770000	5.52	public
15	L N INDUSTRIES INDIA LTD	15700000	1.00	public
16	LIFECOUR MUL TTRADING PVT LTD	60950000	3.88	public
17	MARISHA REAL ESTATE PVT LTD	46110000	2.94	public
18	NIRVANA MALL MANAGEMENT CO PVT LTD	40750000	2.59	public
19	NIXON INFRAPROJECTS PVT LTD.	30870000	1.97	public
20	OFFERLINK INFRAPROJECTS PRIVATE LIMITED	241607	0.02	public
21	OFFERLINK INFRAPROJECTS PVT LTD	35420000	2.25	public
22	ORANGE MIST PRODUCTIONS PRIVATE LIMITED	24930000	1.59	public
23	PARKWAY PROPERTIES PVT. LTD.	8750000	0.56	public
24	PAVITRA MALL MANAGEMENT CO PVT LTD	31510000	2.01	public
25	PRABHAV INDUSTRIES LTD	77820000	4.95	public
26	ROHO REAL ESTATE PVT LTD	10350000	0.66	public
27	ROHO REAL ESTATE PVT. LTD.	14873	0.00	public
28	ROSEWOOD VINTRADE PVT. LTD.	5718000	0.36	public
29	SANMAY TRADING PVT LTD.	47630000	3.03	public
30	SONAL STYLES PVT LTD	36710000	2.34	public
31	SOUTHMINT REAL ESTATE PVT LTD	50150000	3.19	public
32	SPECIALITY PAPERS LTD	60230000	3.83	public
33	WELLMAN TRADELINK PVT. LTD.	51950000	3.31	public
34	WESTLITE INFRAPROJECTS PRIVATE LIMITED	2459717	0.16	public
35	WESTLITE INFRAPROJECTS PVT LTD	51750000	3.29	public
36	WHITETEXT INFRASTRUCTURE PRIVATE LIMITED	140	0.00	public
37	WHITETEXT INFRASTRUCTURE PVT. LTD.	29920000	1.90	public
<b>TOTAL</b>		<b>1349146307</b>	<b>85.86</b>	

For AADHAAR VENTURES INDIA LIMITED

Place SURAT  
Date 14/10/2013

Director



**AADHAAR VENTURES INDIA LIMITED**

(D) c(ii) Statement showing holding of securities (including shares, warrants, convertible securities) of persons (together with PAC) belonging to the category "Public" and holding more than 5% of the total number of shares of the company

Sr. No.	Name of the shareholder	Number of shares	Shares as a percentage of total number of shares (i.e., Grand Total (A)+(B)+(C) indicated in Statement at para (D)(a) above)	Details of warrants			Details of convertible securities		Total shares (including underlying shares assuming full conversion of warrants and convertible securities) as a % of diluted share capital
				No. of warrants held	As a % total number of warrants of the same class	Number of convertible securities held	As a % total number of convertible securities of the same class		
1	Dhanus Technologies Ltd	158200000	10.07	0	0	0	0	0	
2	Krystalklear Properties Pvt Ltd	86770000	5.52	0	0	0	0	0	
	<b>TOTAL</b>	<b>244970000</b>	<b>15.59</b>	<b>0.00</b>	<b>0.00</b>	<b>0.00</b>	<b>0.00</b>	<b>0.00</b>	

Place SURAT  
Date 14/10/2013

For AADHAAR VENTURES INDIA LIMITED

  
 Director





**AADHAAR VENTURES INDIA LIMITED**  
**(II)(a) Statement showing details of Depository Receipts (DRs)**

Sr. No.	Type of outstanding DR (ADRs, GDRs, SDRs, etc.)	Number of outstanding DRs	Number of shares underlying outstanding DRs	Shares underlying outstanding DRs as a percentage of total number of shares {i.e., Grand Total (A)+(B)+(C) indicated in Statement at para (I)(a) above}
I	NIL	NIL	NIL	NIL
<b>TOTAL</b>		<b>0</b>	<b>0</b>	<b>0.00</b>

(II)(b) Statement showing holding of Depository Receipts (DRs), where underlying shares held by "promoter/promoter group" are in excess of 1% of the total number of shares

Sr. No.	Name of the DR Holder	Type of outstanding DR (ADRs, GDRs, SDRs, etc.)	Number of shares underlying outstanding DRs	Shares underlying outstanding DRs as a percentage of total number of shares {i.e., Grand Total (A)+(B)+(C) indicated in Statement at para (I)(a) above}
I	NIL	NIL	NIL	NIL
<b>TOTAL</b>			<b>0</b>	<b>0.00</b>

Place **SURAT**  
 Date **14/10/2013**

For AADHAAR VENTURES INDIA LIMITED  
  
 Director  
